



Youth Mission Programs



Youth Mission Program in your community

Is your community of faith interested in hosting a GO Project Youth Mission Program? Here's everything you need to know about what it means to host and how this life-changing ministry can impact your community.

Inside this document you'll find:



Cost



Program
Schedule



Community
Support
Requirements



Timeline



Promotion



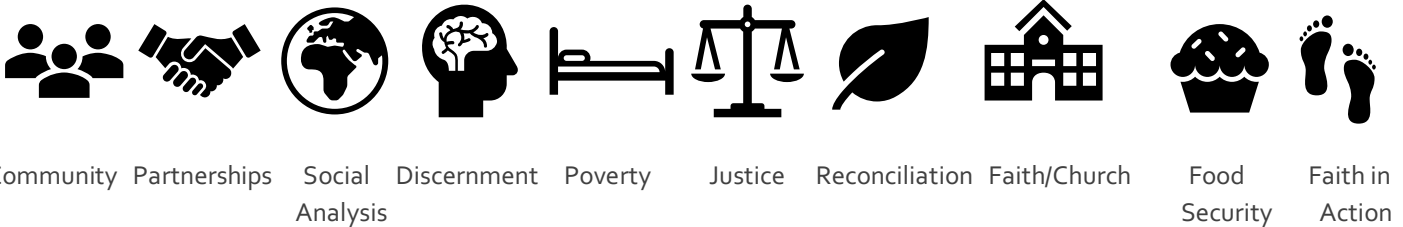
Testimonies

The GO Project Youth Mission Program

You are a part of making the world a better place

Our youth mission programs run for either 8 or 11 days in July and August. Youth in grades 8-age 19 will explore together what justice, outreach and mission look like in their own live and community through our uniquely designed programs each year. Youth will explore faith and justice through unique service projects, such as community kitchens, shelters, community gardens, drop-ins, LGBTQ+ support programs, environmental action projects, and so much more. Youth live together in community; cooking, praying, worshipping and serving together while building life-long friendships and connections.

Topics and activities youth and leaders will engage with include;



Top 5 Reasons you should host a GO Project Youth Mission Program in your community:

1. To have youth bring energy and live in your community for two weeks.
2. To have youth lead worship one Sunday in your community.
3. To have a mission project finished in your building or community.
4. To deepen your community mission partnerships and gain visibility in your neighbourhood.
5. To give the youth in your community, youth from across the country, and volunteers of all ages a life-changing experience.

How much does it cost?

For a community of faith to host a GO Project Youth Mission Program, it costs \$1,000 (host fee).

What does that include? Three to four trained staff to fully implement the program; a full curriculum designed just for your community; administration and promotion support; and registration.

Each camper pays a sliding scale registration fee that goes to The GO Project. Our camp is based on 12 participants attending the program.

Grants like the [United Church Vision Fund](#) and local/regional grants can help offset the host fee.

Sample Program Schedule

Day 1	Day 2	Day 3	Day 4	Day 5
	Showers	Showers	Showers	Showers
	Breakfast Prep	Breakfast Prep	Breakfast Prep	Breakfast Prep
	Breakfast	Breakfast	Breakfast	Breakfast
	Mission Site	Mission Site	Mission Site	Mission Site
	Lunch	Lunch	Lunch	Lunch
	Discernment Workshop #1 What are your gifts?	Mission Site	Mission Site	Discernment Workshop #2 What are the needs in your community?
	Dinner Prep	Dinner Prep	Dinner Prep	Dinner Prep
7:00pm Beginning of Program	Dinner	Dinner	Dinner	Dinner
Opening Worship, Community Building, Covenant	Evening Activity	Evening Activity	Evening Activity	Worship prep

Day 6	Day 7	Day 8	Day 9	Day 10	Day 11
Showers	Showers	Showers	Showers	Showers	Showers
Breakfast Prep	Breakfast Prep	Breakfast Prep	Breakfast Prep	Breakfast Prep	Breakfast Prep
Breakfast	Breakfast	Breakfast	Breakfast	Breakfast	Breakfast
Mission Site	Day Off Adventure!	Leading Worship in Host Community	Mission Site	Mission Site	Evaluations, Closing, Saying Goodbye
Lunch		Lunch with Community	Lunch	Lunch	12:00pm: Program Ends
Mission Site		Sabbath Afternoon	Mission Site	Discernment workshop #3 Action Plan	
Dinner Prep		Dinner Prep	Dinner Prep	Dinner Prep	
Dinner	Dinner Out	Dinner	Dinner	Dinner	
Worship Prep	Evening Activity	Evening Activity	Evening Activity	Closing Worship, Saying Good bye	



“GO has motivated me to do more community outreach and has made me more aware of different ways to do so. I plan to find volunteer opportunities at home” – 2018 youth participant




Community Support Requirements

In addition to the host fee, the community of faith hosting will be asked to:

- ✓ Provide space for the program: kitchen access, dining space, sleeping and changing spaces*¹
- ✓ Find billets for the 3-4 summer staff for their prep weeks (communicated in April).
- ✓ Recruit volunteers to bake yummy treats for the youths' stay.
- ✓ Assign a local contact who will act as a liaison before the program begins and to be present when needed during the program. This liaison will also help make local mission site partner connections.
- ✓ Help recruit volunteer drivers for mission trips off-site.
- ✓ Promote program and recruit participants locally.

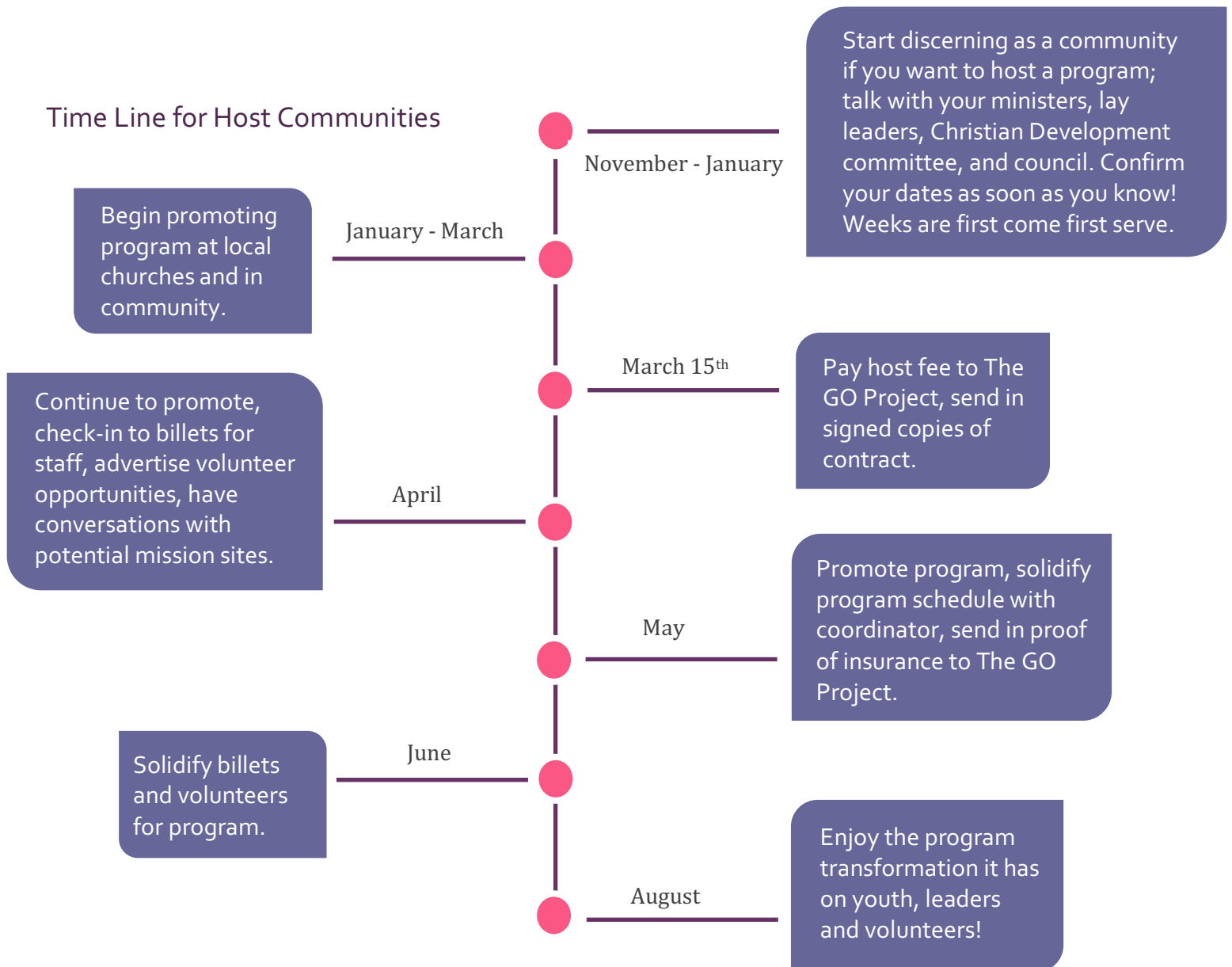
Promotion

The GO Project will do most of the promotion for the youth program within our national networks. We will provide communities of faith hosting programs with social media posts, bulletin inserts, posters and media releases for local visibility.



* A note about sleeping spaces: Every church we partner with has different space availability, along with every group and staff having their own safety needs, in combination of these factors a decision will be made about sleeping spaces for each specific program. This may include; segregated sleeping spaces or participants and leaders in one shared space with adequate supervision. The GO Project strives to honor duty of care and the needs of all participants.

Time Line for Host Communities





"I learned that mission can happen right in your own community because there needs to be help wherever you are. It connects to my faith because the Bible says to serve and love everyone"
-2018 Youth Participant



"Working for GO is such a life-giving experience. It is exhausting and demanding but so, so worth the challenge. I love getting to see a side of youth that you don't get to see in your everyday life. The youth are willing, thoughtful, caring and just really incredible to work with. I look forward to GO Project all year."
- 2016, 2017, 2018 GO Youth Staff



"[The UCC should] use The GO Project as a model for youth ministry; creative vesper services, spiritual practices, regular mission work" – Volunteer Youth Leader